

Ham Radio and SWL

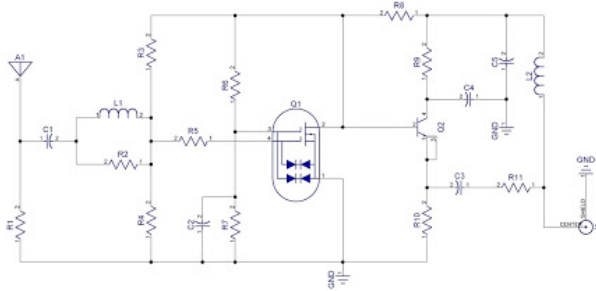
"RX antennas never too much"

Submit

The active antenna mini-Whip 10 kHz - 30 MHz (Update from 2 Dec 2016)

The active antenna mini-Whip 10 kHz - 30 MHz

The active antenna mini-Whip by RA0SMS 10 kHz - 30 MHz



Q1	BF998
Q2	BFG591 2N5109 KT922 KT913 KT606
L1	10-20 uH
L2	>200 uH
R1	1-2 MOhm
R2	2.2-3.3 kOhm
R3	4.7-5.1 MOhm
R4	330-390 kOhm
R5,R10	82-120 Ohm
R6,R7	39-56 KOhm
R8	180-220 Ohm
R9	4.7-5.6 Ohm
R11	4.7-56 Ohm
C1	82-120 pF
C2-C5	0.1-0.47 uF
J1	BNC-F
A1	4 x 16 cm

This is modification of miniWhip by PA0RDT. But I used low-noise MOSFET BF998 and UHF transistor BFG591 (or russian VHF transistor KT606, KT922, KT913).

Gain of amplifier on BF998 is 20 dB

The antenna is made in the sanitary tube diameter 50 mm and length 210 mm

Most popular

The active antenna mini-Whip 10 kHz - 30 MHz (Update from 2 Dec 2016)

Reviews about the antenna Mini-Whip (Feedbacks about mini-Whip)

RX Antenna Flag FO0AAA (Update 25 Aug 2017)

Order

Live traffic

Live Traffic Feed

A visitor from Manchester viewed " [Hamster and SWL: The active antenna mini-Whip 10 kHz - 30 MHz \(Update from 2 Dec 2016\)](#) " 7 mins ago

A visitor from Moscow, Moskva viewed " [Ham radio and SWL: Theory of active antenna mini-whip](#) " 7 mins ago

A visitor from Rostov, Yaroslavl viewed " 17 mins ago " [Ham radio and SWL: The active antenna mini-Whip 10 kHz - 30 MHz \(Update from 2 Dec 2016\)](#) " 23 mins ago

Chelyabinsk viewed " 23 mins ago " [Ham and SWL: The active antenna mini-Whip 10 kHz - 30 MHz \(Update from 2 Dec 2016\)](#) " 26 mins ago

Moscow Ggty " [Ham and SWL: ORM Eliminator X-Phase Update 27 Mar 2017](#) " 37 mins ago

A visitor from Krasnodar viewed " [Ham radio and SWL: ORM Eliminator X-Phase Update 27 Mar 2017](#) " 59 mins ago

A visitor from Cavriago, Emilia-Romagna viewed " 1 hr 31 mins ago " [Ham radio and SWL: The active antenna mini-Whip 10 kHz - 30 MHz \(Update from 2 Dec 2016\)](#) " 1 hr 33 mins ago

Visitor from A Russian Federation viewed " [Ham radio and SWL: ORM Eliminator X-Phase \(Phase suppressor\) Update 2017 Mar 27](#) " 1 hr 55 mins ago

A visitor from Srpska, Republika Srpska viewed " [Ham radio and SWL: ORM Eliminator X-Phase Update 27 Mar 2017](#) " 1 hr 56 mins ago

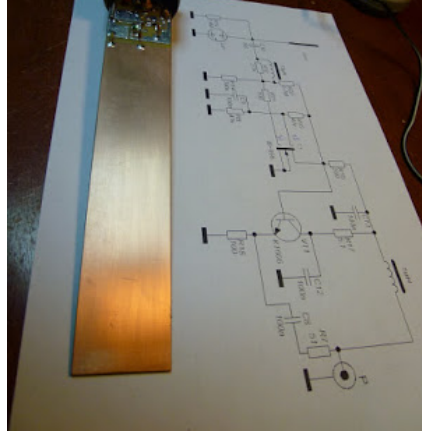
Visitor from HPak viewed " [Moravskoslezsky kraj](#) viewed " [Ham radio and SWL: SDR receiver Soft66RTL](#) " 2 hrs 8 mins ago

[Real-time view](#) * [Get Feedjit](#)

Views

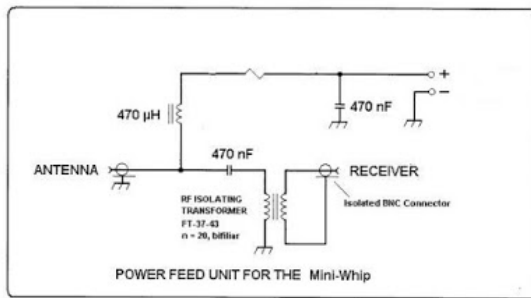


125,268







- June (1)
- March (1)
- February (1)
- November (2)
- June (1)
- April (1)
- March (1)
- February (2)
- January (2)
- December (2)
- October (1)
- September (1)
- July (1)
- April (1)
- March (2)
- February (1)

Power supply: 9-15 V
 Current consumption: 90 mA
 Output resistance - 50 Ohm
 Power is supplied via a coaxial cable



RF isolating transformer reduces the noise level and increases the S / N level.
 Update 8 February 2016:
 New PCB for mini-Whip from Singapore





UPDATE from 2 Dec 2016

New version of mini-whip with a top connector. Now you can connect any wire to the active whip. That's what you need if you want more sensitivity!



Ebay Ad here

Video of working this antenna



23 comments:



Vasya January 11, 2016, 20:06

ooooo yesssss

Reply



László Tringer February 18, 2016, 23:12

Good work :)

Reply



Artem Kurbanov March 15, 2016, 15:14

Good thing)) Whera i can find tor Ft37-43?)

Reply

Answers



Anton G March 16, 2016, 9:00 AM

Here

<http://www.kitsandparts.com/store2.php>

Reply



Unknown September 7, 2016, 0:49

Anton, why do not you use solder paste and hair dryer for mounting? It turns out beautiful, reliable and FAST!

<https://cloud.mail.ru/public/Lr5b/AfkahZGao>

73! de UN7MAU

Reply

Answers



Anton G September 17, 2016, 23:55

Since September I have given a ration for production. Now I get the ready-made soldered boards.

Reply



SeM_ October 5, 2016, 19:52

Good afternoon, I wanted to buy an antenna with bp. Send to Kazakhstan?

Reply

Answers



Anton G October 6, 2016, 22:10

Oh sure. Email me at ra0sms@bk.ru

Reply



Alex Stene October 19, 2016, 4:14

Instead of the ring FT 37-43, you can use the usual, ferrite, with a permeability of 1000NN?

Reply

Answers



Anton G October 19, 2016, 9:16



levota2 January 14, 2017, 3:00 AM

Tell me what is better in the city of Moscow, when installing on the roof of 17 floors, 200-300 meters is a power line, for the SDR of the receiver, is interested in the area of 2-8 MHz approximately, higher - all sorts of homemade work and not so noisy already work. Is it better to take a Mini-VIP or a Flag?

Reply



Ilya Kuznetsov January 15, 2017, 3:15

This comment has been removed by the author.

Reply



Unknown February 7, 2017, 3:42

Good afternoon. I would like to clarify whether the number of turns and the cross-section of the wire affect the transformer? Rings of Amidon FT 37-43.

Reply

Answers



Anton G 9 March 2017, 11:38

20 bifilar, wire PEL-0.2

Reply



AI Holt 9 March 2017, 1:19

Hello Anton, I bought and built the PC board kit a few months ago. It works well but has too much gain and overloads from a local MW station. Also strong SW stations. Is there a way to reduce gain? Thanks !! WD4AHB

Reply

Answers



Anton G 9 March 2017, 11:34

Hello. You can reduce the power supply voltage to 5V DC. This may help.



Unknown June 22, 2017, 4:21

AI Holt - did you solve your problem? I have an overload from broadcast AM, it's all over the place.

Reply



Unknown April 14, 2017, 22:52

Good afternoon!

In KIT that for 14 USD - includes parts and boards for both mini-vip and RF-isolating power injector or only for mini-vip?

Reply This site uses cookies from Google to deliver its services, to personalize ads and to analyze traffic. Information about your use of this site is shared with Google. By using this site, you agree to its use of cookies.

Answers

[LEARN MORE](#) [GOT IT](#)



Anton G April 15, 2017, 11:46

The kit includes all the parts - for the injector, and for the mini-vip.

Reply



Steve Berke June 1, 2017, 11:16

I enjoyed reading your article. Regards, from the get for Let's gadget Integrate, a Company About enterprise | Whose Into selling magnet the mount cb ANTENNA

Reply

K Mas 2 January 2018, 5:26



For the receiver's Sdr, probably the best option and do not come up with!

If there is no possibility and a place to accommodate a full-size square antenna, the dipole, mini-VIP will be a good alternative. I bought this antenna in the summer of 2017. I installed a 5th floor without balcony on the balcony. I began to receive all radio amateur square ranges on my receiver. You can also hear 2-ku, and listen to the FM-band.

The antenna was placed a meter from the wall of the house. For clean reception I feed from a transformer charger or a 9V battery (from impulse - a lot of noise).

The antenna is very neat and works perfectly.

Mini-vip from ra0sms, has passed tests and now continues to work on reception.

To Anton (ra0sms) I want to wish good luck in business and the following experiments. 73!

[Reply](#)



Unknown January 6, 2018, 6:56

There is a SDR receiver-tried full-size antennas, but because of the colossal radiation on those floors from the Internet switch below 7 MHz had to stop at a simple dipole of 100 MHz, where there is somehow less noticeable interference from them. I understand that if you do not use a metal mast having bought this antenna it can not be grounded and lowering the power to 5 volts to lower the amplification. I just think because of its compactness it can at least something that I can take on it on MW-well, if not on the roof, then at the balcony at least 9th floor. to overcome the obstacles?

[Reply](#)

Введите комментарий...

Подпись комментария:

[Home page](#)

[Subscribe to: Posts \(Atom\)](#)

Theme "Ease". [Blogger Technologies](#) .